


How to access the TASS Parent Orbit App

Overview

The TASS Parent Orbit app is a mobile-friendly way of interacting with the School. It can be used to perform actions like submit absences, view school calendars, update personal information, and much more. This procedure below outlines how to access the app.

Steps

The app is called "ParentOrbit" and can be found on both the Google Play Store and Apple App Store. Once installed, follow the prompts to enter the school code of 'nortass' to get started.



For iOS (iPhone and iPad)
Users:



School Code: nortass

For Android Users:




Alternatively, you can scan the QR code below. If the app is not installed, it will direct you to the relevant app store to install it. If it is already installed, it will open it and enter the school code to get you started.




Once you have downloaded the app:

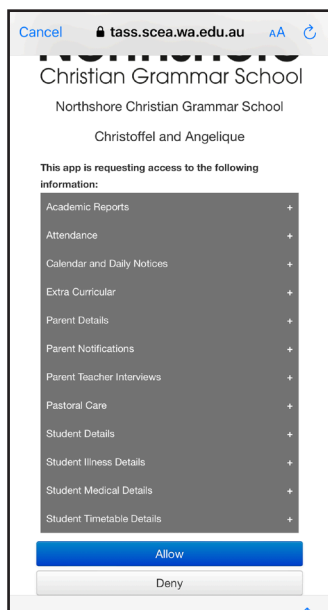
1. Click on Northshore Christian Grammar School




2. Sign in using the same credentials as Parent Lounge



3. Click "Allow"



4. Home Screen



If you have problems, please contact northshore@scea.wa.edu.au